

UK DS 72792



EMU Box – Emtelle Utility Box

Outdoor:

72792 - Black with 4 x 3-8mm Double Port Seals

72793 - Black with 2 x 3-8mm Double Port Seals and 2x 15-16mm Single Port Seals.

73194 - Grey with 2 x 3-8mm Double Port Seals and 2 x 15-16mm Single Port Seals.

Indoor:

72857 - Cream (PP) with 4 x 3-8mm Double Port Seals

72858 - Cream (PP) with 2 x 3-8mm Double Port Seals and 2 x 15-16mm Single Port Seals

73176 - Cream (LFH) with 4 x 3-8mm Double Port Seals

73177 - Cream (LFH) with 2 x 3-8mm Double Port Seals and 2 x 15-16mm Single Port Seals



Product Description

Emtelle have designed and constructed the EMU box to suit many requirements for FTTH and FTTP projects. It has been designed for bend insensitive fibre management and is versatile to give many different uses.

The EMU box is a compact multipurpose closure that can accommodate both patch connections and splices (Fusion and Mechanical).

The EMU boxes are also commonly used to breakout and distribute the fibres from Emtelle's Ø15mm RTRYVA solution.

This document is intended as a guide only. Whilst the information it contains is believed to be correct, Emtelle can take no responsibility for actions taken based on the information contained in this document. Emtelle reserves the right to make changes to this document without notice. All sales of product are subject to Emtelle's terms and conditions of sale only, which can be found on Emtelle's website.

This document is protected by copyright (c) Emtelle UK Limited [2015]. The products depicted are protected by intellectual property rights. Any unauthorized copying of this document or of our products is prohibited and Emtelle UK Limited will take action to prevent any infringement of its rights and to claim damages for the loss that it suffers.

www.emtelle.com

UK DS 72792


Application

The IP68 rated closure can be stored within a customer boundary box or a wall mounted and utilized as a network access point. The EMU box offers fibre storage management to house adequate fibre length for future connections.

Emtelle's Ø15mm RTRYVA products can be window cut and located within the closure where fibres can spurred off for routing to the customer.

The multipurpose box can also be used as a connection, joint or repair closure.

Splice Configuration






Knockout can be utilized for building entry

4 x Fusion splice holder

Dual Stacked adaptor holder for 2 x SC connectors or 4 x LC connectors

2 x Mechanical splice holder/ Splitter

Splice and patch Configuration



- > Emtelle Ø15mm RTRYVA with 24x2fu
- > 4 drops
- > Drop-tube can be any size between 3-8mm

This document is intended as a guide only. Whilst the information it contains is believed to be correct, Emtelle can take no responsibility for actions taken based on the information contained in this document. Emtelle reserves the right to make changes to this document without notice. All sales of product are subject to Emtelle's terms and conditions of sale only, which can be found on Emtelle's website.

This document is protected by copyright (c) Emtelle UK Limited [2015]. The products depicted are protected by intellectual property rights. Any unauthorized copying of this document or of our products is prohibited and Emtelle UK Limited will take action to prevent any infringement of its rights and to claim damages for the loss that it suffers.

www.emtelle.com

UK DS 72792

Features

- IP68
- Hinged lid with locking clips and 3 security screws.
- Wall mountable
- Knockout located within the closure for building entry (Not IP68 rated if knockout is used).
- Holders for up to 4 splices (2 x Mechanical or 4x Fusion) and a Fibre splitter
- Space for Fibre reflectors to be added
- Dual stack adaptor holder for 2 x SC connectors or 4 x LC Connectors or Fibre Splitter 1:4
- Entrance/exit ports at each end of closure
- 4 seals supplied per closure (Please see product codes)
- Seal sizes – Double port 3-8mm seals, Single Port 15mm seals. Other sizes may be available on request
- Fibre storage management
- External closures will be UV Resistant
- External boxes Can be Direct Buried (with sand surround to offer protection)

Material & Technical data

Dimensions:	H x 31mm, W x 96mm, L x 193mm
Weight:	Approximately 140 Grams
IP Rating:	IP68 – to guarantee IP68 Seals need to be properly installed and locking screws need to be screwed down firmly.
Impact Resistance:	(EN 62262) - IK07/08
Pull out:	Double Port Seals - 20N Max 15mm Single Port Seals - 40N Max
Material:	External: Polypropylene, Reinforced with 30% Glass fibre. Fire retardant LFH material for Internal use available
Finish:	Black or Cream, Other colours may be available on request.

Environmental

Operating temperature: -40° to 60° C

Packaging and Labelling

All products suitably packaged in recyclable materials and clearly labelled with Emtelle Product Code and Description where possible.

This document is intended as a guide only. Whilst the information it contains is believed to be correct, Emtelle can take no responsibility for actions taken based on the information contained in this document. Emtelle reserves the right to make changes to this document without notice. All sales of product are subject to Emtelle's terms and conditions of sale only, which can be found on Emtelle's website.

This document is protected by copyright (c) Emtelle UK Limited [2015]. The products depicted are protected by intellectual property rights. Any unauthorized copying of this document or of our products is prohibited and Emtelle UK Limited will take action to prevent any infringement of its rights and to claim damages for the loss that it suffers.

www.emtelle.com